





POPLIN SHIRT LONG SLEEVE


Mens - 65-118-0

MENS LADIES



 55% cotton, 45% polyester

 White - 115gm/m²
Colour - 120gm/m²

 S - 3XL

 12

- Standard collar and self-fabric chest pocket
- Self-coloured buttons

Sizes	Half Chest*	Back Length**
S	54.5	78
M	58.5	80
L	62.5	82
XL	66.5	84
2XL	70.5	86
3XL	74.5	88
Tol	2	2

*Measure across garment 1cm down from armholes

**Measure from the neckline seam at the centre back to bottom edge of garment

Care Instructions



Colourways:



White



Black



Red



Mid Blue



Navy

